






STAHLWERK THÜRINGEN - Walzplan | Rolling Plan | Plan de Laminage 2019

		38	39	40	41	42	43	44	nächste KW   next cw
HE 	100	939						943	
	120	939			940			944	
	140	936			940		943		
	160	937			939		943		
	180				939			943	
	200	937		939		941			
	220			939		941			
	240			937		941			
	260			939		941			
	280			939					
	300			939			941		
	320			940					
	340			938					
	360			940					
	400				940		942		
	IPE 	120	939						944
140			939					944	
160			940						45
180			940						45
200					939				
220					940				
240					940				
270							941		
300					941				
330								942	
360							940		
400			938						46
450				936					45
500			937					45	
550		937						45	
UPN 	100		940						45
	120		940						45
	140		939					944	
	160		939					944	
	180		940						45
	200				940				
	220						941		
	240							942	
	260						941		
	280						941		
	300	936						943	
	320								48
	350			938					46
	400			937					45
UPE 	120		940						45
	140		939					944	
	160		939					944	
	180		940						45
	200				941				
	220						940		
	240							942	
	270						941		
	300	936						942	
	330				941				
360			938						
400			937						
SW 	82/54							943	

yellow marked rollings are almost full  
red marked rollings are closed